
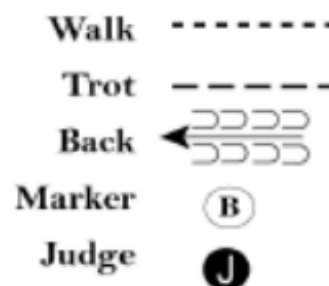


Showmanship Advanced Senior

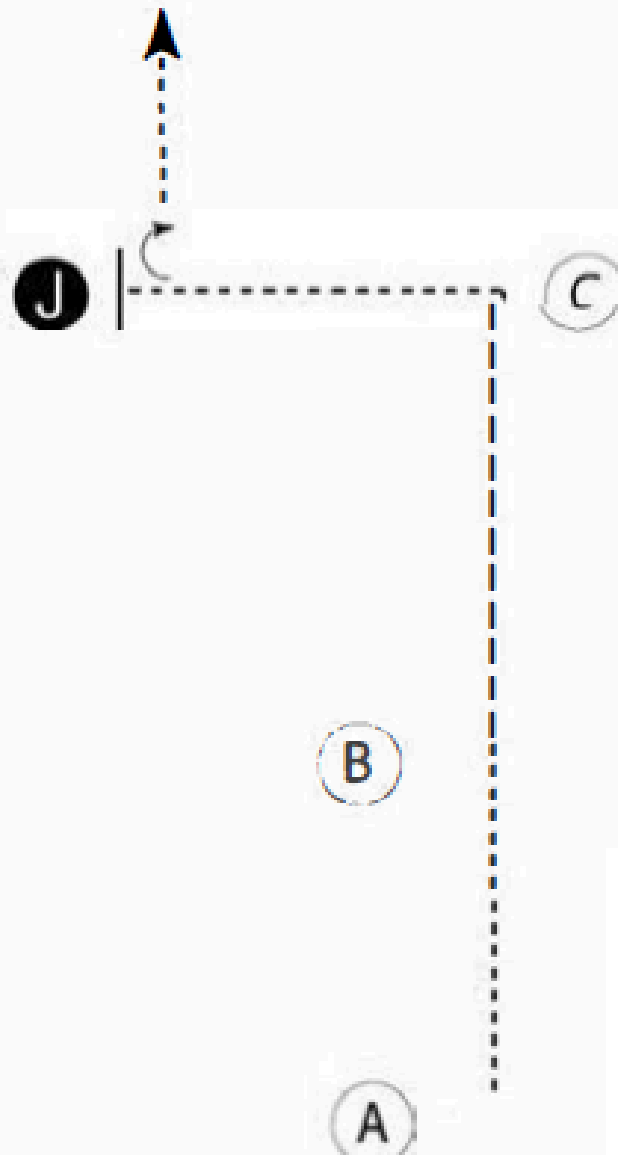


Be ready at A.

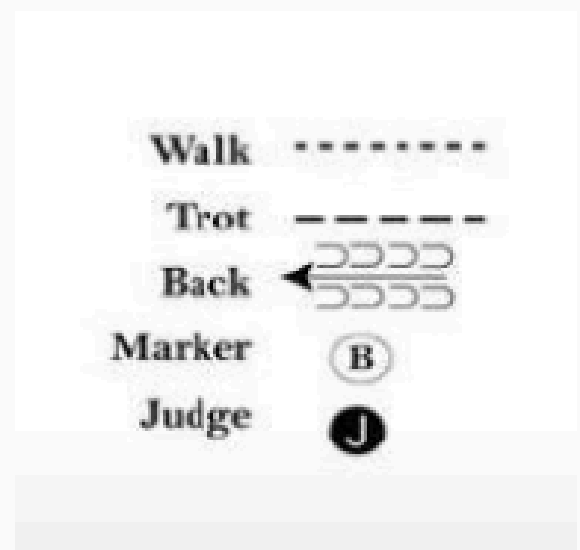
1. Trot from A to Judge.
2. Perform a 360 degree turn. Set up for inspection.
3. When dismissed, trot halfway to B.
4. Break to the walk and walk to B.
5. Stop and perform a 90 degree turn. Walk to line up.



Showmanship Novice / Junior

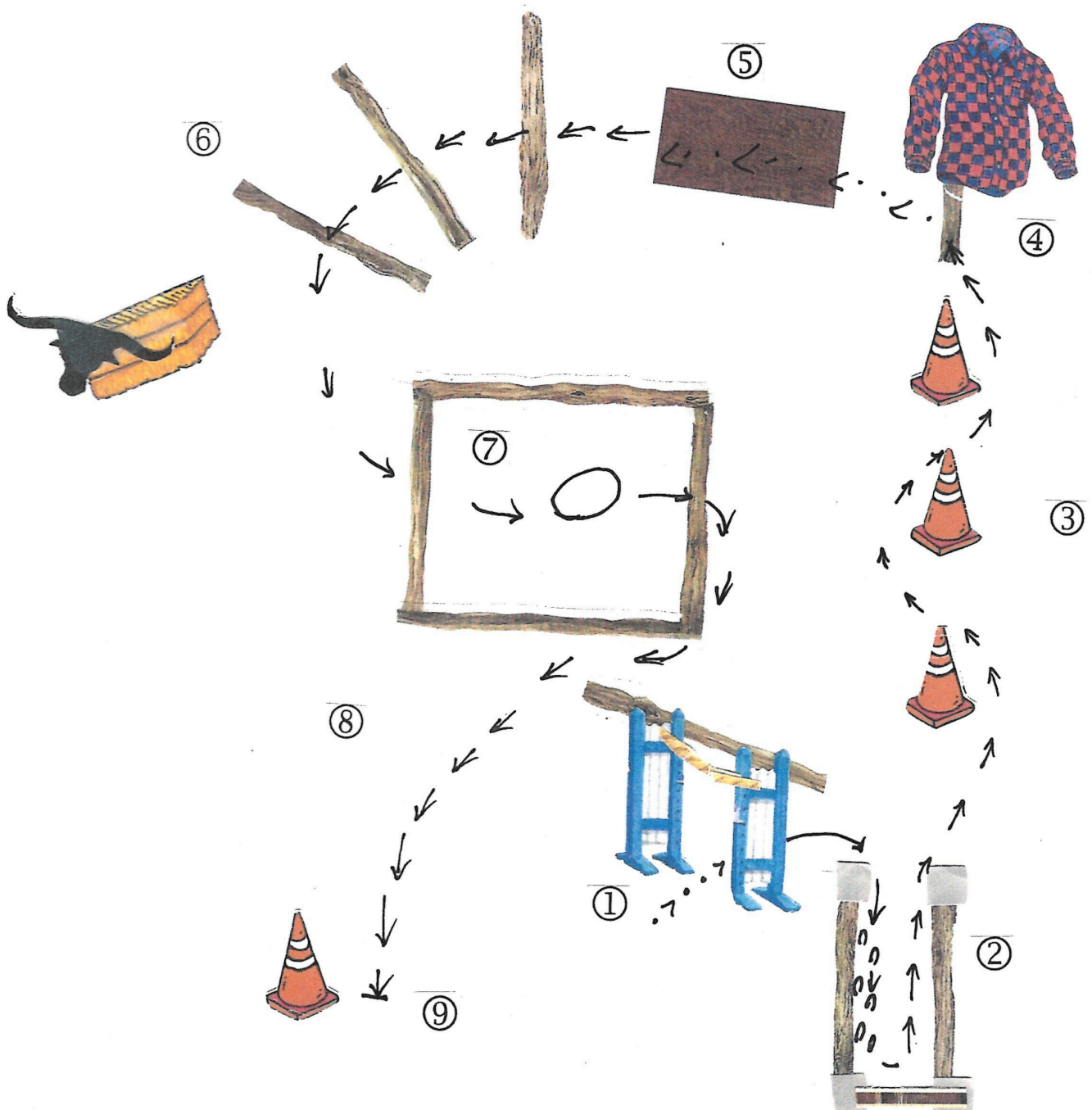


1. Be Ready at A.
2. Walk A to B.
3. Trot at B until even with C.
4. At C break to a walk and walk to judge.
5. Stop and Set up for inspection.
6. When dismissed back 5 steps and turn 90 degrees.
7. Walk away from the judge.



Trail W/T


1. Open gate, drop rope
2. Back into chute
3. Jog out of chute, job around cones
4. Walk over bridge
5. Jog over poles, into box
6. Stop, make 360° turn
7. Jog out of the box to cone
8. Stop. Exit course



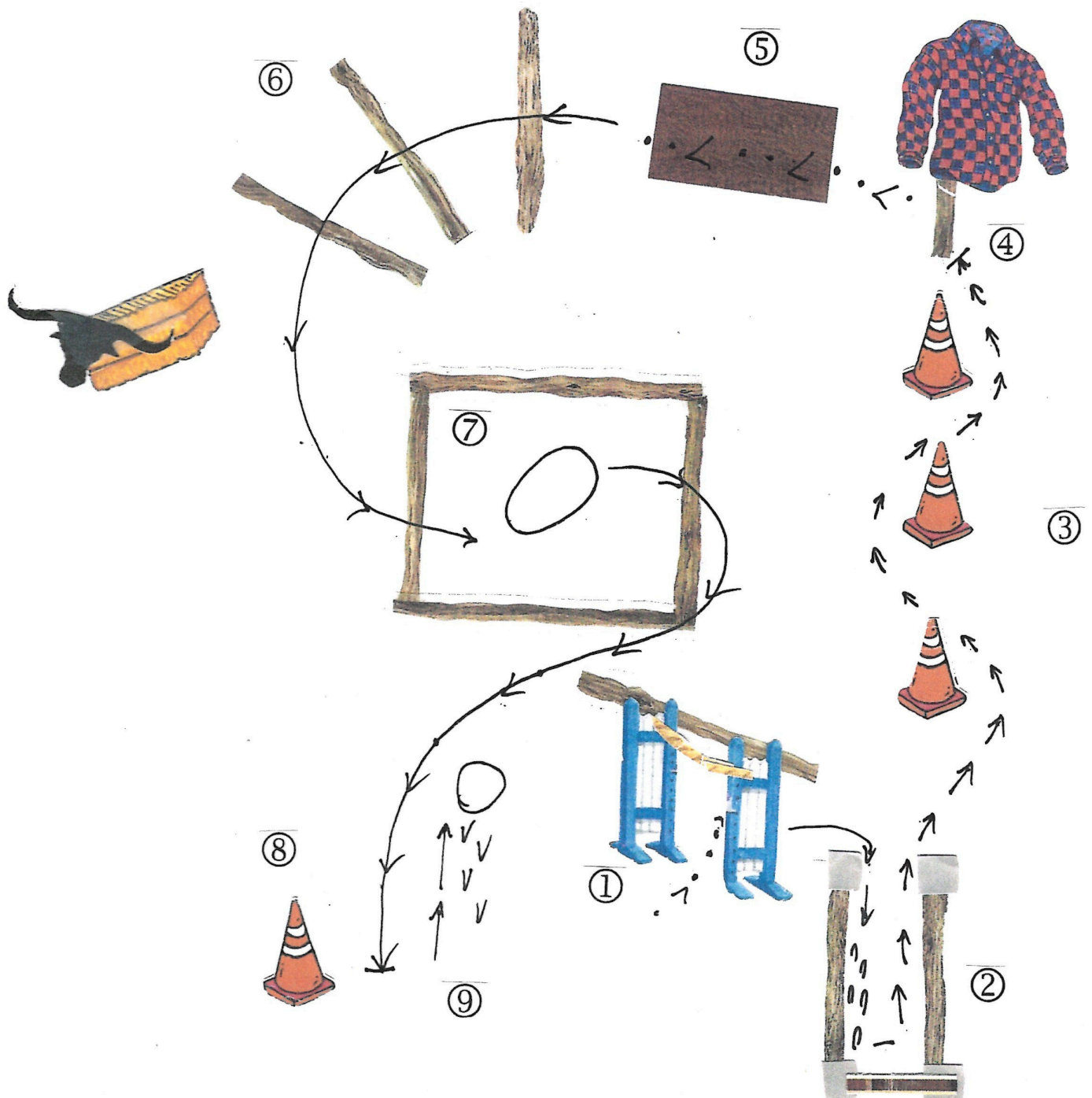


Trail Jr.

1. Open (left hand) / Go through / Close Gate
2. Immediate back into chute all the way to teh back without knocking down the pole
3. Jog out of chute, jog serpentine
4. Stop. Put on/take off slicker
5. Walk over bridge
6. Extended Jog over poles to box
7. Jog into box, stop. 360° turn on the haunches
8. Extnded Jog out of box to cone
9. Stop. Back 10 feet. Exit Course



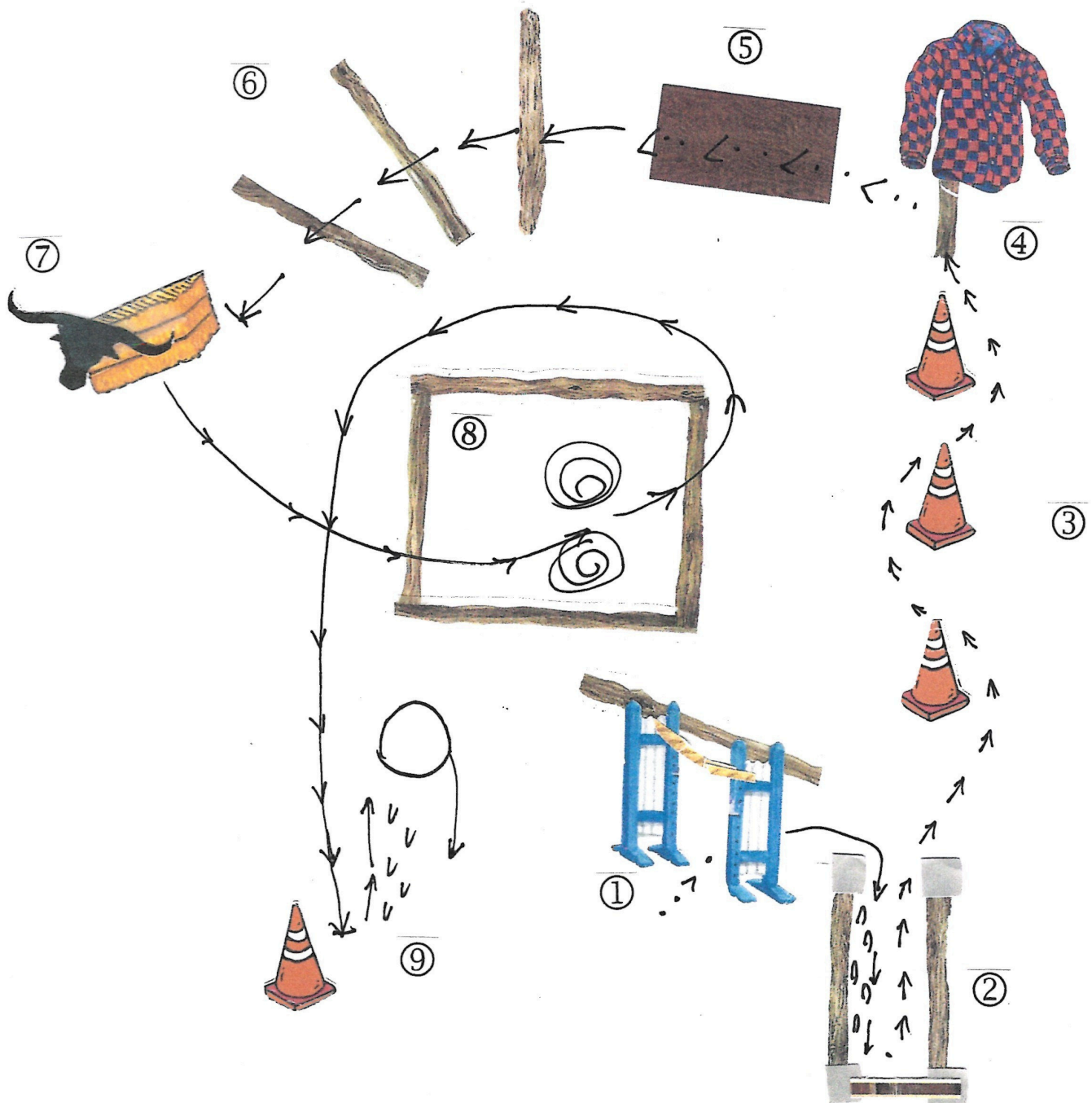
Trail Sr.





Ranch Horse Trail

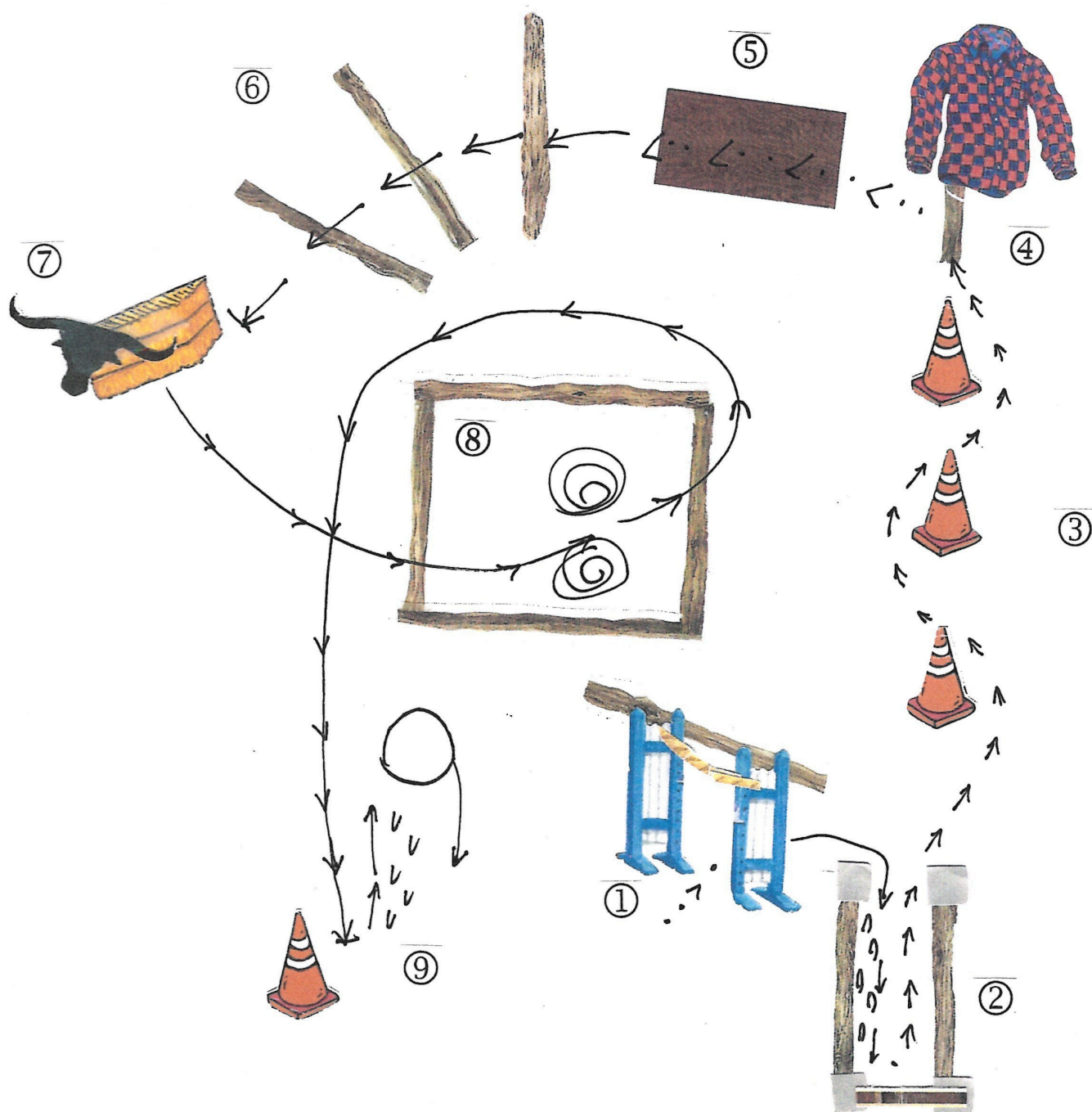
1. Open (left hand) / Go through / Close Gate
2. Immediate back into chute all the way to back without knocking over top pole
3. Jog serpentine
4. Stop, put on/take off slicker
5. Walk over Bridge
6. Extended jog over poles
7. Rop (attempt ☺) steer, Left lead into box
8. Three spins to the right, three spins to the left, Left lead exit box to cone
9. Stop, back 10 feet, 360° turn on the forehand, exit course.





Ranch Horse W / J

1. Open (left hand) / Go through / Close Gate
2. Immediate back into chute all the way to back without knocking over top pole
3. Jog serpentine
4. Stop, put on/take off slicker
5. Walk over Bridge
6. Extended jog over poles
7. Rope (attempt ☺) steer, Jog into box
8. Three spins to the right, three spins to the left, Exit box at a jog to cone
9. Stop, back 10 feet, 360° turn on the forehand, exit course.





Ranch Horse Open

1. Open (left hand) / Go through / Close Gate
2. Immediate back into chute all the way to back without knocking over top pole
3. Jog serpentine
4. Stop, put on/take off slicker
5. Walk over Bridge
6. Extended jog over poles
7. Rope (attempt ☺) steer, Left lead into box
8. Three spins to the right, three spins to the left, Left lead lope out of box, to cone
9. Stop, back 10 feet, 360° turn on the forehand, exit course.

