



## 2025 Class List & Show Order

**Show Location:** El Dorado County Fairgrounds in Placerville, 100 Placerville Dr., Placerville CA 95667

**Entries Due:** Wednesday before Horse Show.

**Mail/Drop Off:** 100 Placerville Dr., Placerville CA 95667

**Email entries or Questions:** starsandspurstraining@gmail.com

### Division: Reining/Ranch Horse

1. Reining, Warm-Up, can use 2-hands	\$10
2. Reining, Ladies to Ride	\$10
3. Reining, Gents to Ride	\$10
4. Reining, Open	\$10
5. Reining: Ranch Horse	\$10
6. Ranch: Riding (Pattern)	\$10
7. Ranch Horse Pleasure, (W/T)	\$10
8. Ranch Horse Pleasure (W/T/L)	\$10
9. Ranch Horse Halter - will follow class #18	\$10

### Division: Halter

10. Mares, All ages	\$10
11. Geldings/Stallions, All ages	\$10
12. Color, Open (Paint, Palomino, etc.)	\$10
13. Non-color, Open (Bays, Sorrels, etc.)	\$10
14. Performance Halter <sup>1</sup>	\$10
15. Pony Halter, All ages	\$10
16. Showmanship 17 & Under <sup>2</sup>	\$10
17. Showmanship, Pony	\$10
18. Showmanship, Open	\$10
(Show Order: Class 9)	

### Division: Gaited

19. Gaited Pleasure, 2 Gait, Open	\$10
20. Gaited Equitation, 2 Gait, Open	\$10
21. Gaited Pleasure, Amateur 2 Gait	\$10
22. Gaited Pleasure, Limit Horse or Rider, 2 Gait, Open	\$10

### Division: Western

23. Lead Line, 6 & under	\$10
24. Walk Only Pleasure (Eng/West) <sup>3</sup>	\$10
25. Pony, W/J Pleasure	\$10
26. Walk Only Equitation (Eng/West) <sup>4</sup>	\$10
27. Walk/Jog, Equitation, 10 & Under (Eng/West)	\$10
28. Walk/Jog, Pleasure, 10 & Under (Eng/West)	\$10
29. Walk/Jog, Western Pleasure, 11-17	\$10
30. Walk/Jog, Western Equitation, 11-17	\$10
31. Walk/Jog, Western Equitation, 18+	\$10
32. Walk/Jog, Western Pleasure, 18+	\$10
33. Walk/Jog, Western Equitation, Open	\$10
34. Walk/Jog, Western Pleasure, Open	\$10
35. Pleasure, 10 & under, W/J/L, (Eng/West)	\$10
36. Western Equitation, 10 & under (Eng/West)	\$10

37. Western Pleasure, 11-17	\$10
38. Western Equitation, 11-17	\$10
39. Western Pleasure, 18+	\$10
40. Western Equitation, 18+	\$10
41. Western Pleasure, Open	\$10
42. Western Equitation, Open	\$10
43. Pairs Class, Open, All Breed	\$10
44. Champagne Class, Open – All Breed	\$10

### Division: English

45. Walk/Trot, English Equitation, 17 & under	\$10
46. Walk/Trot, English Pleasure, 17 & under	\$10
47. Walk/Trot, English Equitation, 18+	\$10
48. Walk/Trot, English Pleasure, 18+	\$10
49. Walk/Trot, English Equitation, Open	\$10
50. Walk/Trot, English Pleasure, Open	\$10
51. English Pleasure, 17 & under	\$10
52. English Equitation, 17 & under	\$10
53. English Pleasure, 18+	\$10
54. English Equitation, 18+	\$10
55. English Pleasure, Open	\$10
56. English Equitation, Open	\$10
57. Hunter Under Saddle, Open	\$10
58. Bridle Path Hack, Open	\$10

### Division: Trail, 9:00 am – 2:00 pm, (Eng/West)

59. Warm-Up Trail (4 mins)	\$5
60. Trail, Open, (W/J)	\$10
61. Trail, 17 & under (W/J)	\$10
62. Trail, Pony (ride or in-hand)	\$10
63. Trail, 18+	
64. Trail, Open	\$10
65. Ranch Horse Trail	\$10
66. Trail, 10 & under (W/J)	\$10
67. Trail, Gambler's Choice	\$10

California Department of Food and Agriculture Drug testing fee is \$14.00 per horse.

For late entries, add \$5.00 per class.

No refunds.

<sup>1</sup> Points count for Western High Point and 10 & Under High Point

<sup>2</sup> Points count for 10 & Under High Point

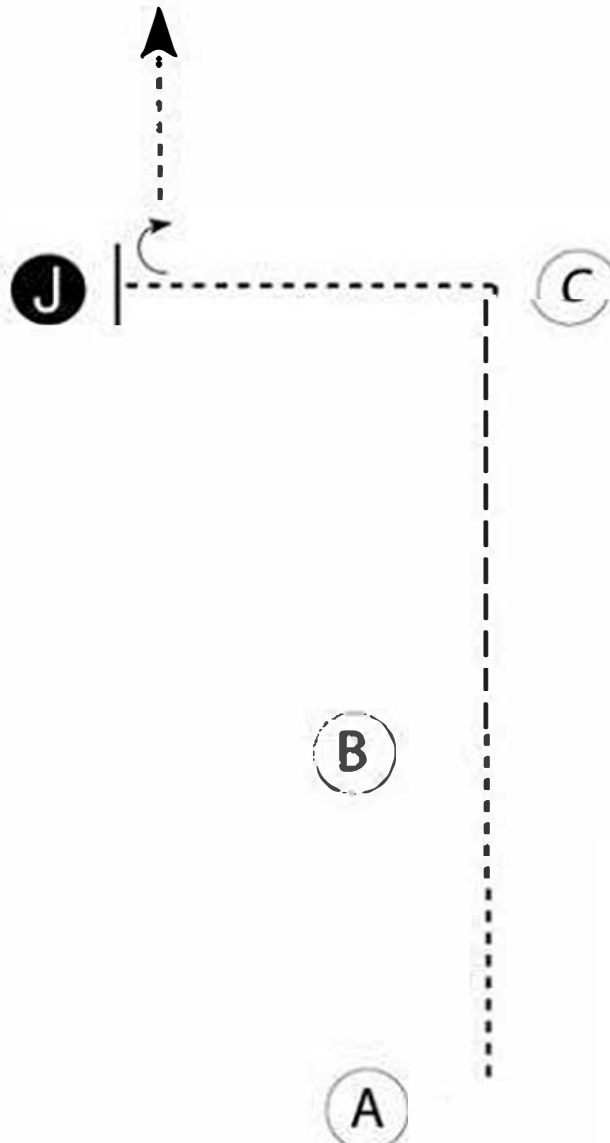
<sup>3</sup> Rider never to have Loped/Cantered in a Show

<sup>4</sup> Rider never to have Loped/Cantered in a Show


**New Show Manager:** Tamara Moore, 530-721-0242, starsandspurstraining@gmail.com

**High Point Awards & Buckles presented at the end of the series** may be limited due to overall participation. **Shows are APHA – PAC approved.**

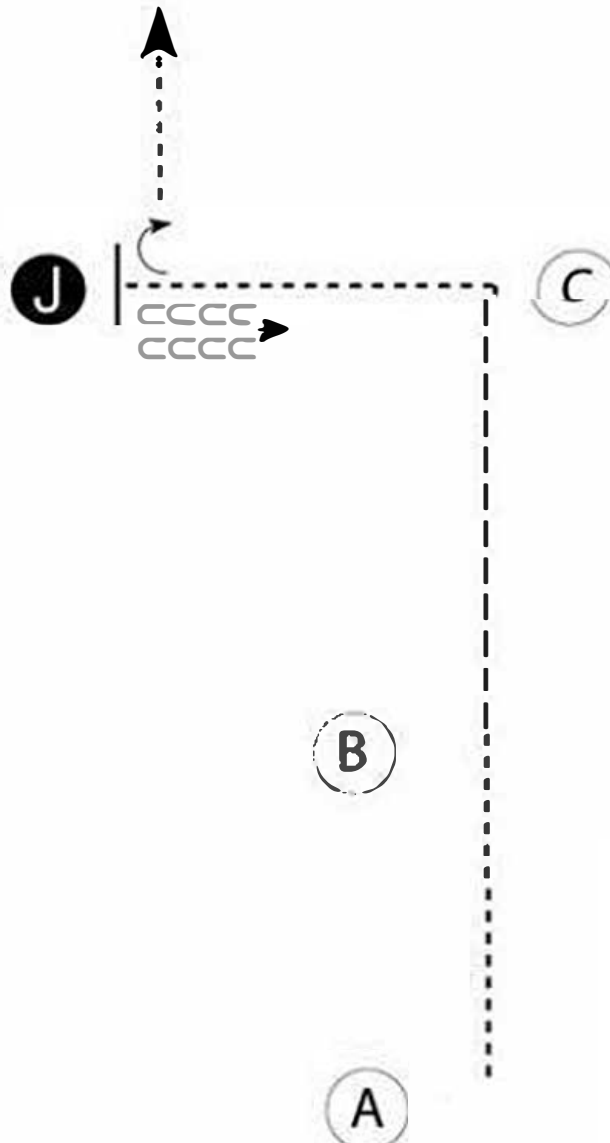
## Showmanship: 17 & under, Pony



1. Be Ready at A.
2. Walk A to B.
3. Trot at B until even with C.
4. At C break to a walk and walk to judge.
5. Stop and Set up for inspection.
6. When dismissed turn 90 degrees.
7. Walk away from the judge.

Walk	-----
Trot	- - - - -
Back	← 
Marker	(B)
Judge	(J)

## Showmanship: Open



Walk	-----
Trot	- - - - -
Back	← C C C C C C C C C C
Marker	(B)
Judge	(J)


1. Be Ready at A.
2. Walk A to B.
3. Trot at B until even with C.
4. At C break to a walk and walk to judge.
5. Stop and Set up for inspection.
6. When dismissed back 5 steps and turn 90 degrees.
7. Walk away from the judge.

## Class 60. Trail, Open, (W/J)

### Trail:

### Open Walk/Jog


- 1) Open (left hand)/Go through/Close Gate.
- 2) Immediate back into chute all the way to the back without knocking down the pole,
- 3) Jog out of chute, Jog serpentine,
- 4) Stop. Put on/take off slicker,
- 5) Walk over Bridge,
- 6) Extended Jog over poles to box,
- 7) Jog into box, stop. 360° turn on the haunches,
- 8) Extended Jog out of box to cone,
- 9) Stop. Back 10 feet. Exit course.



## Class 61. Trail, 17 & under (W/J)

### Trail: 17 & under (W/J)


- 1) Open (left hand)/Go through/Close Gate.
- 2) Immediate back into chute all the way to the back without knocking down the pole,
- 3) Jog out of chute, Jog serpentine,
- 4) Stop. Put on/take off slicker,
- 5) Walk over Bridge,
- 6) Extended Jog over poles to box,
- 7) Jog into box, stop. 360° turn on the haunches,
- 8) Extended Jog out of box to cone,
- 9) Stop. Back 10 feet. Exit course.



## Class 62. Trail, Pony (ride or in-hand)

### Trail: Pony

- 1) Open/Go through/Close Gate.
- 2) Back into chute,
- 3) Jog out of chute, jog around cones,
- 4) Stop. Put on/take off slicker,
- 5) Walk over Bridge,
- 6) Jog over poles, into box,
- 7) Stop, make 360° turn,
- 8) Jog out of box to cone,
- 9) Stop. Exit course



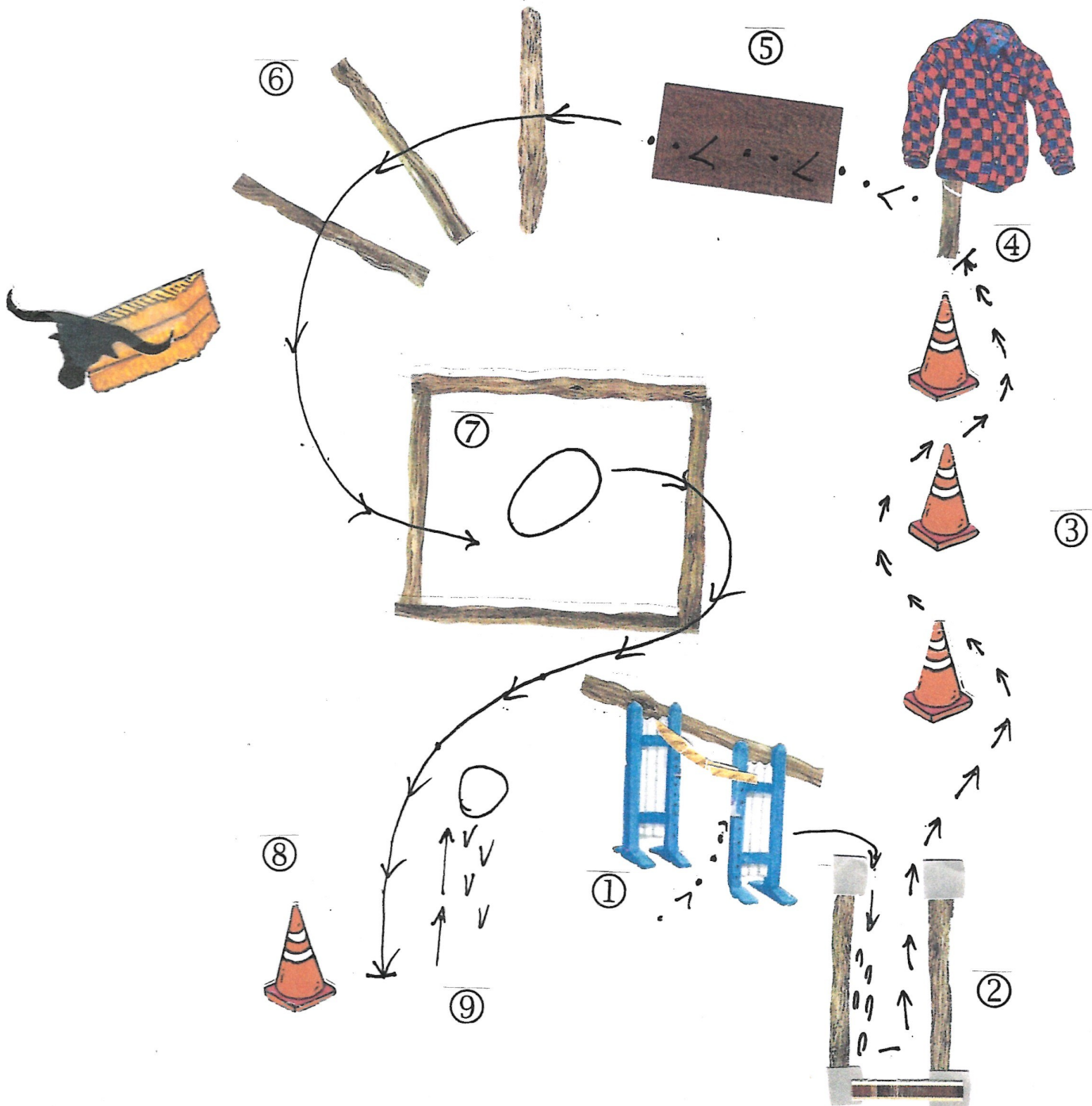


## Class 63. Trail, 18+

Trail:

18 & over

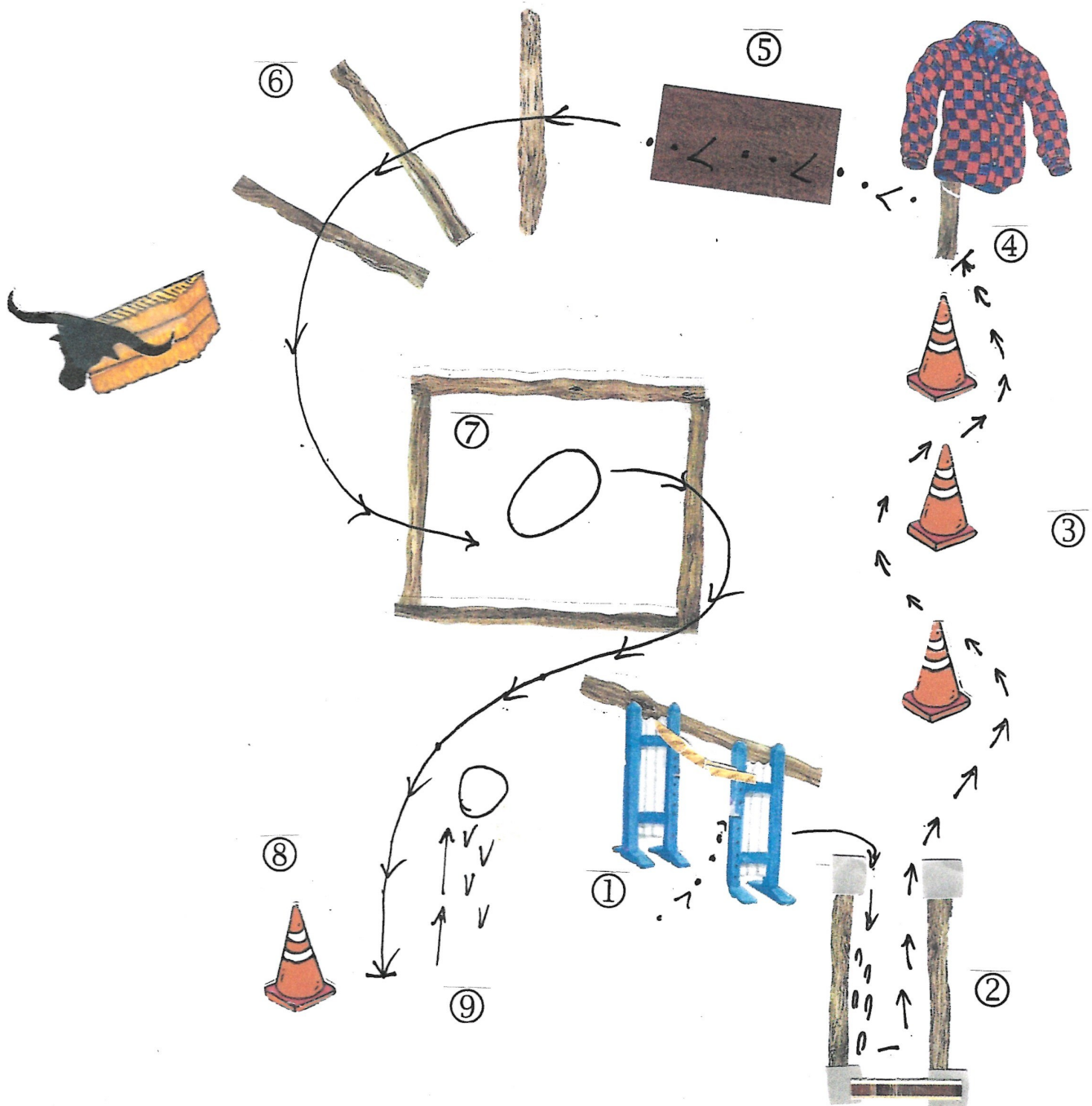
- 1) Open (left hand)/Go through/Close Gate.
- 2) Immediate back into chute all the way to the back without knocking over top pole,
- 3) Jog out of chute, jog serpentine,
- 4) Stop, Put on/take off slicker,
- 5) Walk over Bridge,
- 6) Left lead over poles and into box, stop,
- 7) make 360° turn (either direction) on the forehand, Right lead out of box to cone,
- 8) Stop. Back 10 feet, make 360° turn on the haunches,
- 9) Exit course.



## Class 64. Trail, Open

### Trail: Open.

- 1) Open (left hand)/Go through/Close Gate.
- 2) Immediate back into chute all the way to the back without knocking over top pole,
- 3) Jog out of chute, jog serpentine,
- 4) Stop, Put on/take off slicker,
- 5) Walk over Bridge,
- 6) Left lead over poles and into box, stop,
- 7) make 360° turn (either direction) on the forehand, Right lead out of box to cone,
- 8) Stop. Back 10 feet, make 360° turn on the haunches,
- 9) Exit course.

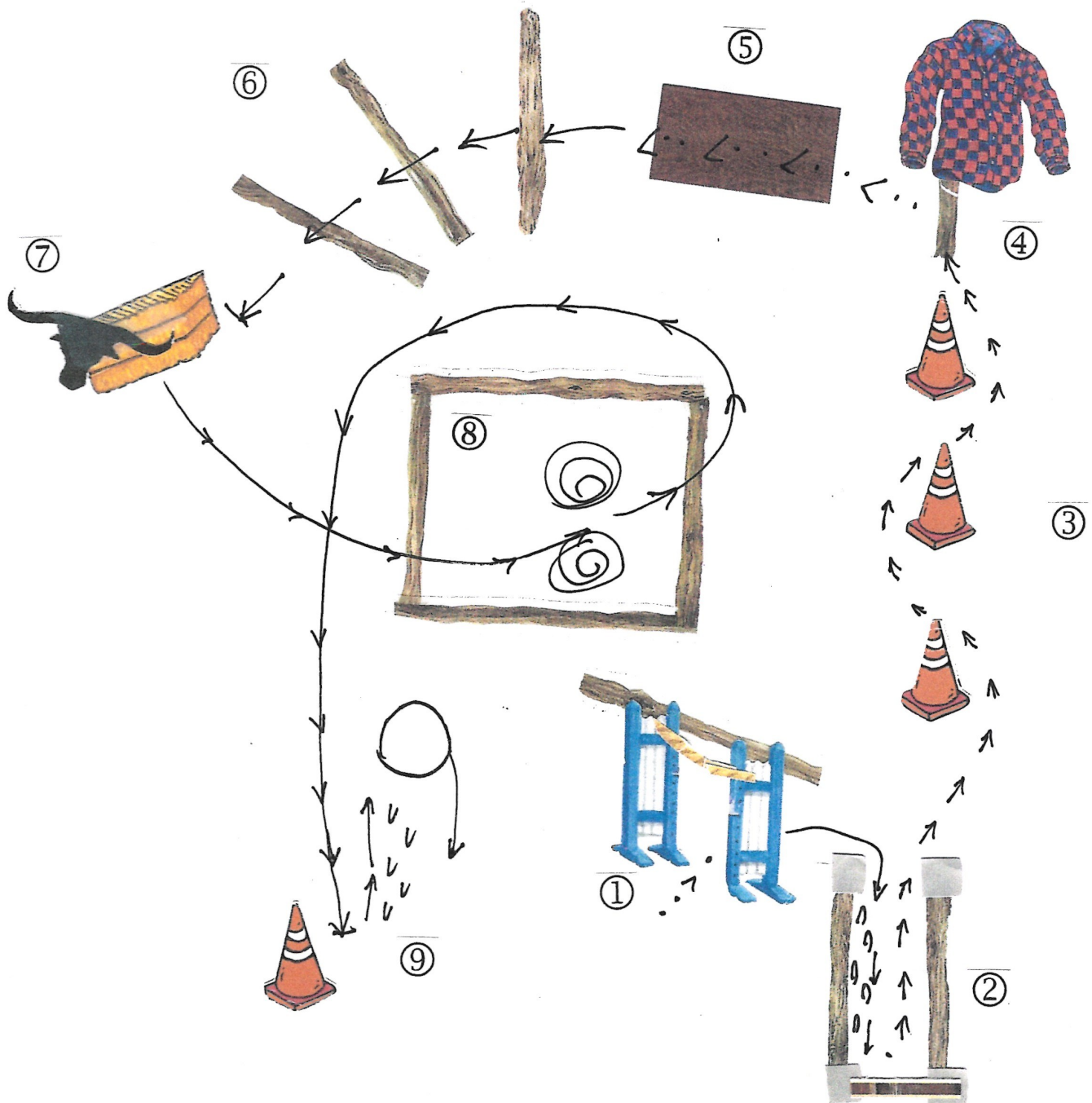




## Class 65. Ranch Horse Trail

### Trail: Ranch Horse

- 1) Open (left hand)/Go through/Close Gate.
- 2) Immediate back into chute all the way to the back without knocking over top pole,
- 3) Jog serpentine,
- 4) Stop. Put on/Remove slicker,
- 5) Walk over Bridge,
- 6) Extended jog over poles.
- 7) Rope (attempt ☺ ) steer, Left lead into box,
- 8) Three spins to the right, three spins to the left, Left lead exit box to cone,
- 9) Stop, back 10 feet, 360° turn on the forehand, exit course.

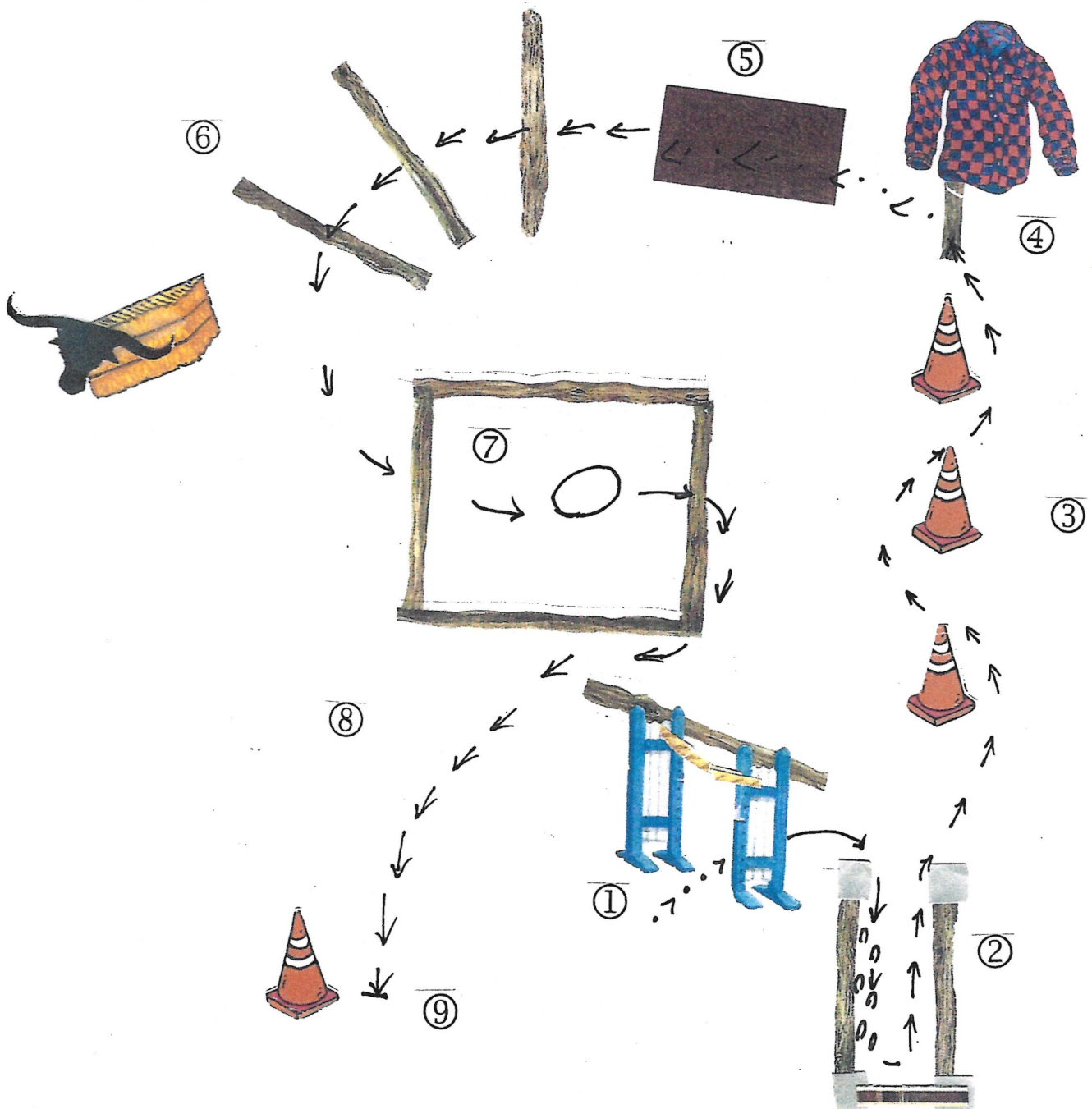


## Class 66. Trail, 10 & under (W/J)

Trail:

10 & under

- 1) Open/Go through/Close Gate.
- 2) Back into chute,
- 3) Jog out of chute, jog around cones,
- 4) Stop. Put on/take off slicker,
- 5) Walk over Bridge,
- 6) Jog over poles, into box,
- 7) Stop, make 360° turn,
- 8) Jog out of box to cone,
- 9) Stop. Exit course



## Class 67. Gamblers Choice

2 minutes to work any obstacle in any order.

Obstacles that have been severely moved or knocked over cant be used again.

Obstacles can only be ridden three times in a row.

Obstacles must be performed as written.

Points won't count for break of gait.

